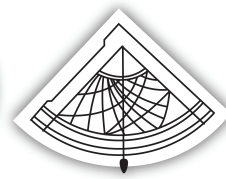




BOĞAZIÇI ÜNİVERSİTESİ
KANDİLLİ RASATHANESİ ve DEPREM ARAŞTIRMA ENSTİTÜSÜ
METEOROLOJİ LABORATUVARI

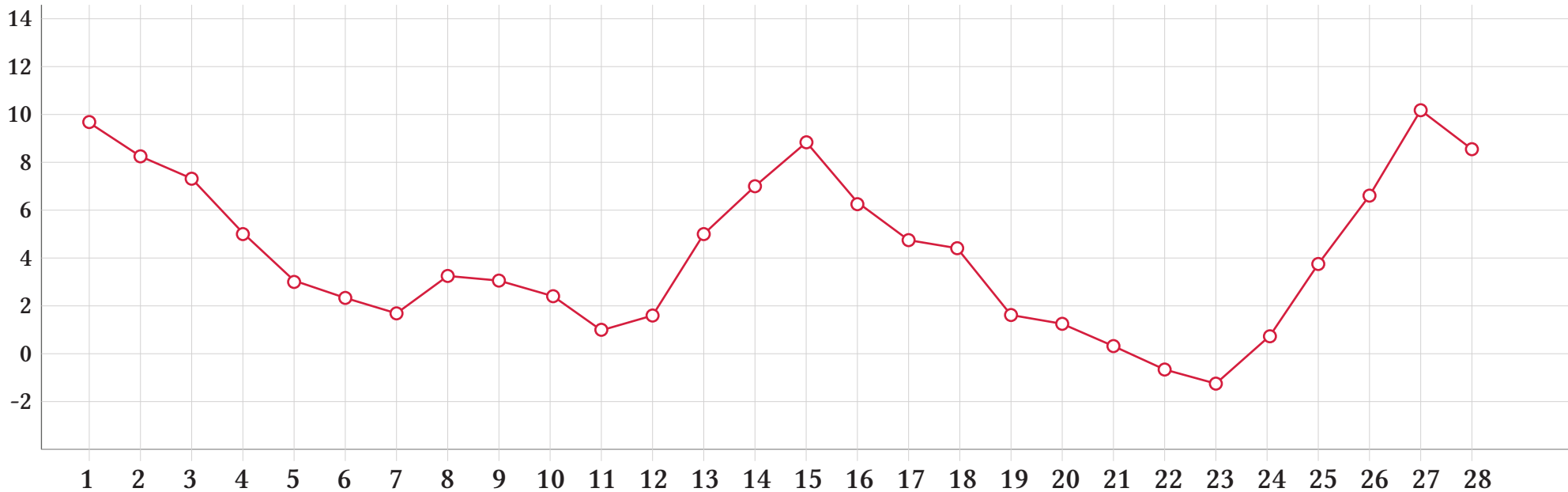
Meteoroloji Bülteni
2025 Yılı Şubat



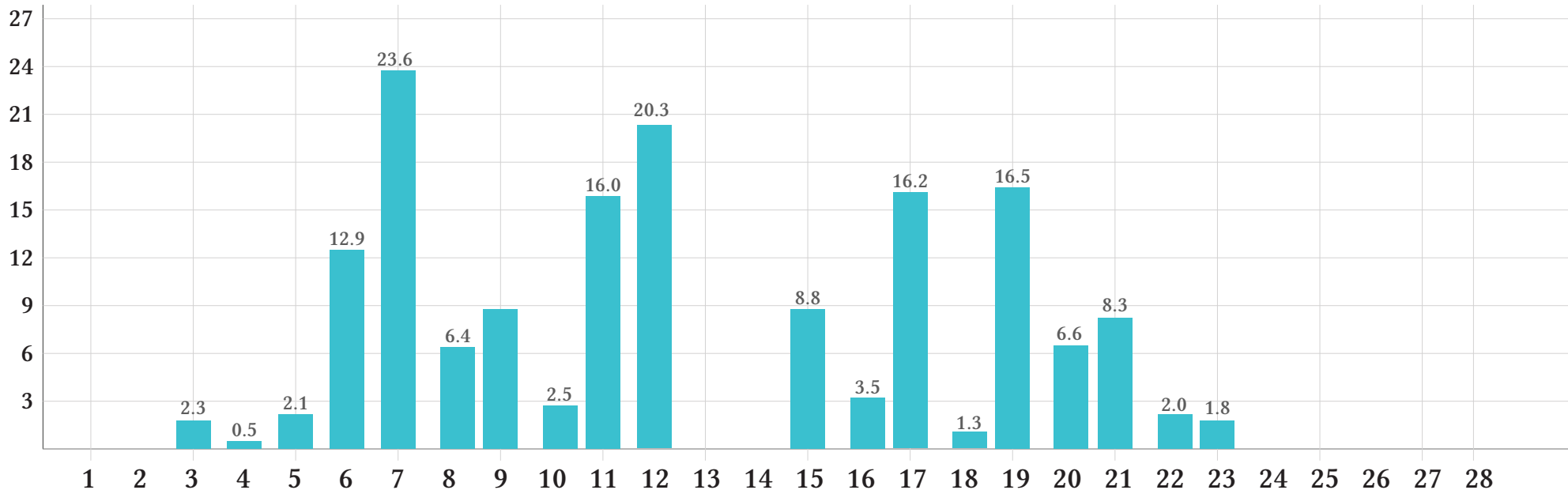
Meteoroloji Laboratuvarı 2025 Şubat Ayı Bülteni
2025 Şubat Ayı Değer Tablosu

GÜN DAY	BASINÇ (pressure) (700+m)				SICAKLIK (temperature) (C)				BAĞIL NEM (relative humidity) (%)				RÜZGAR (wind) (m/s)			BULUT (cloud) 0-10	YAĞIŞ precipit. (mm)
	ort. mean	min. min.	mak. max.	fark dif.	ort. mean	min. min.	mak. max.	fark dif.	ort. mean	min. min.	mak. max.	fark dif.	ort. mean	mak. max.	yon dir.	ort. mean	top. sum
1	1023.1	1022.0	1024.7	2.7	9.9	7.0	13.8	6.8	92	72	100	28	1.4	3.8	SE	9	-
2	1022.6	1019.4	1024.9	5.5	8.1	6.6	10.1	3.5	88	80	93	13	1.7	4.3	SE	10	-
3	1017.5	1016.0	1019.6	3.6	7.2	5.1	10.3	5.2	92	77	100	23	1.8	5.6	S	10	2.3
4	1022.4	1019.5	1023.7	4.2	5.0	4.1	6.1	2.0	72	59	98	39	4.3	6.2	NE	10	0.5
5	1022.5	1021.2	1023.6	2.4	3.1	0.5	4.5	3.9	74	57	96	39	5.3	8.8	SW	10	2.1
6	1025.2	1022.6	1027.9	5.4	2.3	0.0	4.3	4.3	83	62	100	38	5.6	8.9	WNW	10	12.9
7	1029.4	1027.6	1031.0	3.3	1.9	0.3	3.5	3.2	96	86	100	14	4.7	8.7	SW	10	23.6
8	1028.2	1026.5	1030.6	4.1	3.4	1.7	5.0	3.2	91	79	98	19	4.4	6.8	E	10	6.4
9	1025.3	1024.3	1027.1	2.8	3.3	2.3	4.4	2.1	85	69	95	26	4.1	6.4	ESE	10	8.8
10	1024.2	1023.3	1025.2	1.9	2.4	1.0	4.2	3.2	86	71	97	26	2.7	5.8	ESE	6	2.5
11	1024.8	1023.9	1025.5	1.6	1.2	0.0	2.4	2.5	93	69	100	31	2.1	5.1	SSW	10	16.0
12	1024.5	1023.3	1025.4	2.1	1.8	-0.2	4.5	4.6	97	81	100	19	2.2	6.1	ESE	10	20.3
13	1023.2	1020.6	1024.6	4.0	5.0	3.7	7.7	4.0	75	57	89	32	1.8	4.7	SW	8	-
14	1017.1	1014.4	1020.6	6.1	7.1	4.2	10.2	6.0	68	51	85	34	1.8	4.3	SSE	7	-
15	1013.6	1012.5	1015.1	2.6	8.9	6.1	11.2	5.0	82	57	100	43	2.9	5.5	S	9	8.8
16	1013.4	1012.0	1015.0	2.9	6.2	5.6	7.4	1.8	100	99	100	1	1.5	3.9	ENE	10	3.5
17	1013.0	1011.2	1015.6	4.5	4.7	3.8	5.6	1.8	98	96	100	4	1.6	4.6	NE	10	16.2
18	1016.7	1014.9	1018.6	3.7	4.3	3.0	5.9	2.9	89	74	97	23	1.9	3.3	NE	10	1.3
19	1020.7	1018.3	1025.2	6.9	1.6	-0.2	4.0	4.2	93	82	100	18	2.9	7	SE	9	16.5
20	1026.5	1025.0	1028.0	3.0	0.3	-1.6	1.5	3.1	82	64	100	36	3.9	6.4	ESE	8	6.6
21	1028.1	1026.3	1030.4	4.0	-0.6	-1.9	1.6	3.5	88	57	100	43	5.0	8.9	WNW	8	8.3
22	1029.6	1028.8	1030.5	1.7	-1.1	-2.5	1.2	3.7	84	63	100	37	2.2	5.8	E	5	2.0
23	1030.3	1029.5	1031.4	1.9	-1.3	-2.9	1.3	4.2	90	61	99	38	1.4	5.5	SSE	7	1.8
24	1028.4	1024.5	1030.7	6.2	0.8	-2.4	4.6	7.0	69	42	98	56	0.8	2.5	ESE	1	-
25	1021.5	1019.9	1024.5	4.6	3.9	0.8	7.1	6.4	73	59	88	29	1.6	3.7	SSE	4	-
26	1019.8	1018.7	1020.6	1.9	6.6	3.3	10.7	7.4	77	57	93	36	0.6	2.1	E	1	-
27	1018.4	1016.5	1020.0	3.5	10.2	6.7	14.3	7.6	67	57	100	23	0.8	4.3	E	10	-
28	1016.9	1015.9	1019.7	3.9	8.4	6.0	10.9	5.0	84	67	92	25	2.6	5.7	SE	8	-

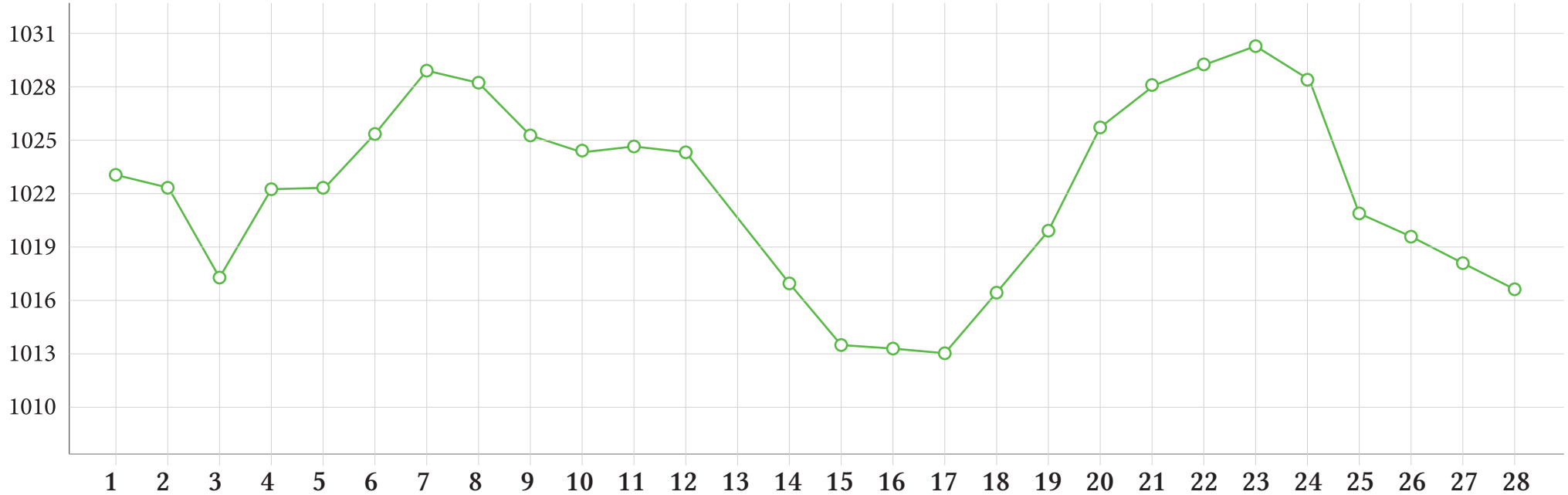
Meteoroloji Laboratuvarı 2025 Şubat Ayı Bülteni
2025 Şubat Ayı Ortalama Sıcaklık Grafiği



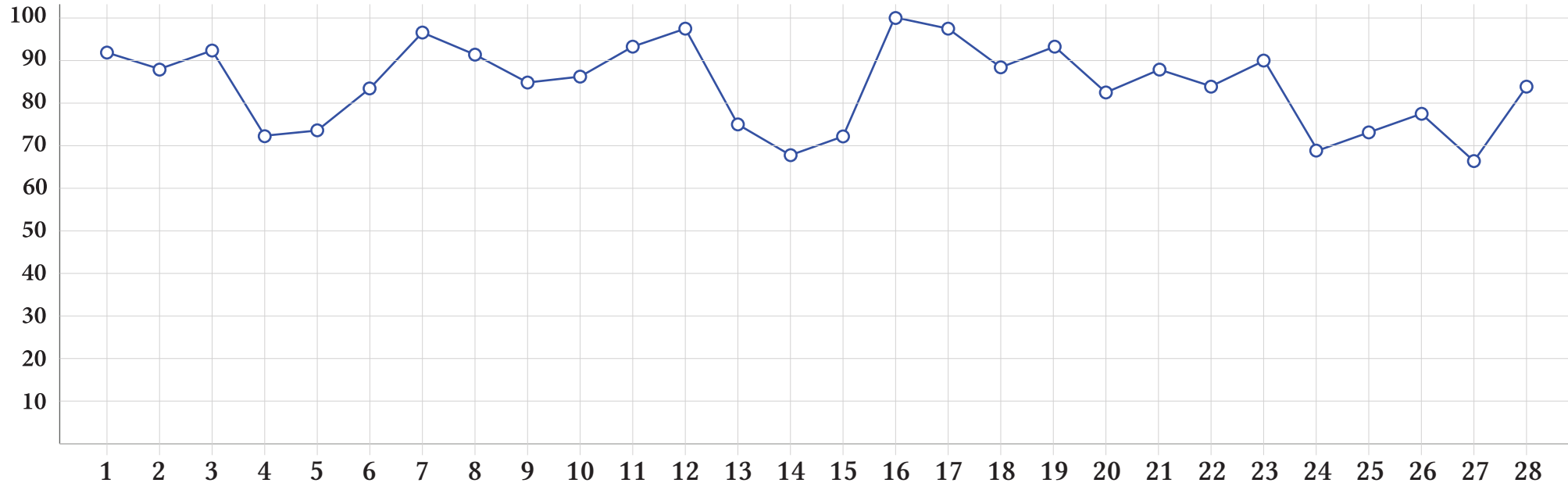
Meteoroloji Laboratuvarı 2025 Şubat Ayı Bülteni
2025 Şubat Ayı Ortalama Yağış Grafiği



Meteoroloji Laboratuvarı 2025 Şubat Ayı Bülteni
2025 Şubat Ayı Ortalama Basınç Grafiği



Meteoroloji Laboratuvarı 2025 Şubat Ayı Bülteni
2025 Şubat Ayı Ortalama Nem Grafiği



Meteoroloji Laboratuvarı 2025 Şubat Ayı Bülteni
2025 Ocak Şubat Ortalama Hakim Rüzgar Grafiği

